

**Site Usage**

**5,171 Visits**

Previous: 5,205 (-0.65%)

**71.15% Bounce Rate**

Previous: 69.95% (1.71%)

**9,356 Pageviews**

Previous: 9,417 (-0.65%)

**00:01:39 Avg. Time on Site**

Previous: 00:01:48 (-8.17%)

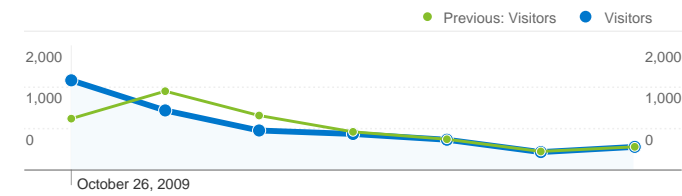
**1.81 Pages/Visit**

Previous: 1.81 (0.01%)

**75.32% % New Visits**

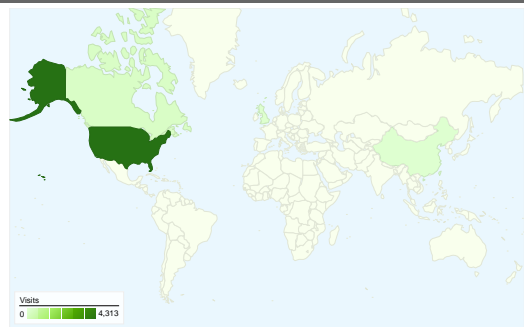
Previous: 75.60% (-0.37%)

**Visitors Overview**

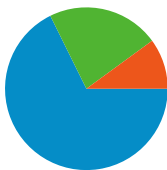


**Visitors**  
**4,314**

**Map Overlay world**

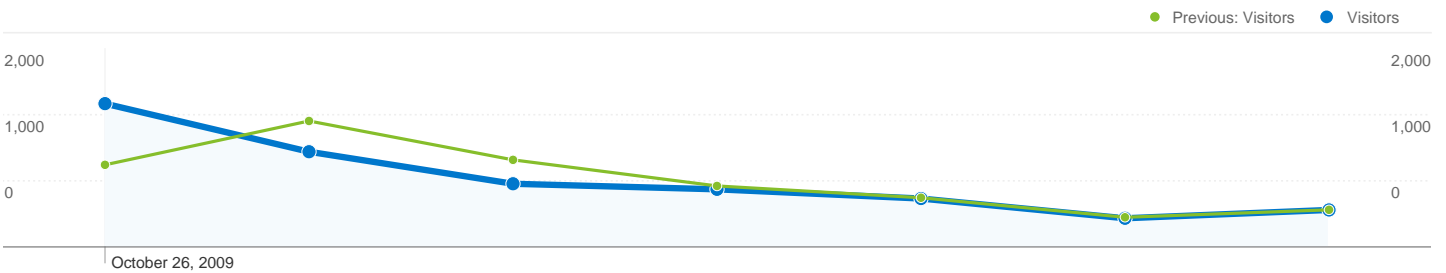


**Traffic Sources Overview**



- **Search Engines**  
3,500.00 (67.69%)
- **Direct Traffic**  
1,152.00 (22.28%)
- **Referring Sites**  
519.00 (10.04%)

Content Overview		
Pages	Pageviews	% Pageviews
/		
Oct 26, 2009 - Nov 1, 2009	2,032	21.72%
Oct 19, 2009 - Oct 25, 2009	2,129	22.61%
% Change	-4.56%	-3.93%
/content/221851-baidu-q3-earnings-jump-outlook-disappoints-		
Oct 26, 2009 - Nov 1, 2009	960	10.26%
Oct 19, 2009 - Oct 25, 2009	0	0.00%
% Change	100.00%	100.00%
/content/221875-ares-capital-acquire-dcs-allied-capital-		
Oct 26, 2009 - Nov 1, 2009	443	4.73%
Oct 19, 2009 - Oct 25, 2009	0	0.00%
% Change	100.00%	100.00%
/content/221737-nsbnewsnet-endorsement-adam-barringer-nsb-		
Oct 26, 2009 - Nov 1, 2009	188	2.01%
Oct 19, 2009 - Oct 25, 2009	0	0.00%
% Change	100.00%	100.00%
/content/222085-11th-avenue-man-beaten-his-home-male-and-		
Oct 26, 2009 - Nov 1, 2009	152	1.62%
Oct 19, 2009 - Oct 25, 2009	0	0.00%
% Change	100.00%	100.00%



**4,314 people visited this site**

**5,171 Visits**

Previous: 5,205 (-0.65%)

**4,314 Absolute Unique Visitors**

Previous: 4,336 (-0.51%)

**9,356 Pageviews**

Previous: 9,417 (-0.65%)

**1.81 Average Pageviews**

Previous: 1.81 (0.01%)

**00:01:39 Time on Site**

Previous: 00:01:48 (-8.17%)

**71.15% Bounce Rate**

Previous: 69.95% (1.71%)

**75.32% New Visits**

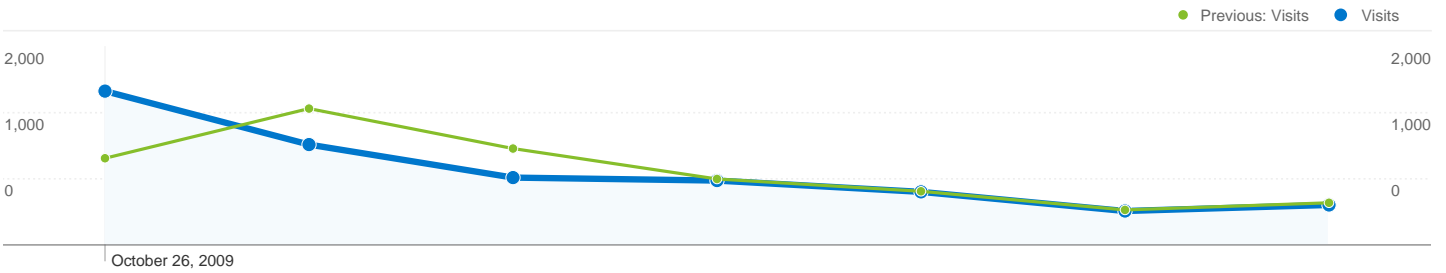
Previous: 75.60% (-0.37%)

**Technical Profile**

Browser	Visits	% visits	Connection Speed	Visits	% visits
Internet Explorer			Cable		
Oct 26, 2009 - Nov 1, 2009	3,086	59.68%	Oct 26, 2009 - Nov 1, 2009	2,487	48.10%
Oct 19, 2009 - Oct 25, 2009	3,311	63.61%	Oct 19, 2009 - Oct 25, 2009	2,395	46.01%
% Change	-6.80%	-6.18%	% Change	3.84%	4.52%
Firefox			Unknown		
Oct 26, 2009 - Nov 1, 2009	1,341	25.93%	Oct 26, 2009 - Nov 1, 2009	1,018	19.69%
Oct 19, 2009 - Oct 25, 2009	1,222	23.48%	Oct 19, 2009 - Oct 25, 2009	1,106	21.25%
% Change	9.74%	10.46%	% Change	-7.96%	-7.35%

Safari		
Oct 26, 2009 - Nov 1, 2009	405	7.83%
Oct 19, 2009 - Oct 25, 2009	379	7.28%
% Change	6.86%	7.56%
Chrome		
Oct 26, 2009 - Nov 1, 2009	283	5.47%
Oct 19, 2009 - Oct 25, 2009	224	4.30%
% Change	26.34%	27.17%
Mozilla		
Oct 26, 2009 - Nov 1, 2009	18	0.35%
Oct 19, 2009 - Oct 25, 2009	9	0.17%
% Change	100.00%	101.32%

DSL		
Oct 26, 2009 - Nov 1, 2009	942	18.22%
Oct 19, 2009 - Oct 25, 2009	933	17.93%
% Change	0.96%	1.63%
T1		
Oct 26, 2009 - Nov 1, 2009	536	10.37%
Oct 19, 2009 - Oct 25, 2009	600	11.53%
% Change	-10.67%	-10.08%
Dialup		
Oct 26, 2009 - Nov 1, 2009	104	2.01%
Oct 19, 2009 - Oct 25, 2009	107	2.06%
% Change	-2.80%	-2.16%



## All traffic sources sent a total of 5,171 visits

### 22.28% Direct Traffic

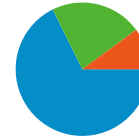
Previous: 23.77% (-6.26%)

### 10.04% Referring Sites

Previous: 9.91% (1.24%)

### 67.69% Search Engines

Previous: 66.32% (2.06%)



- Search Engines  
3,500.00 (67.69%)
- Direct Traffic  
1,152.00 (22.28%)
- Referring Sites  
519.00 (10.04%)

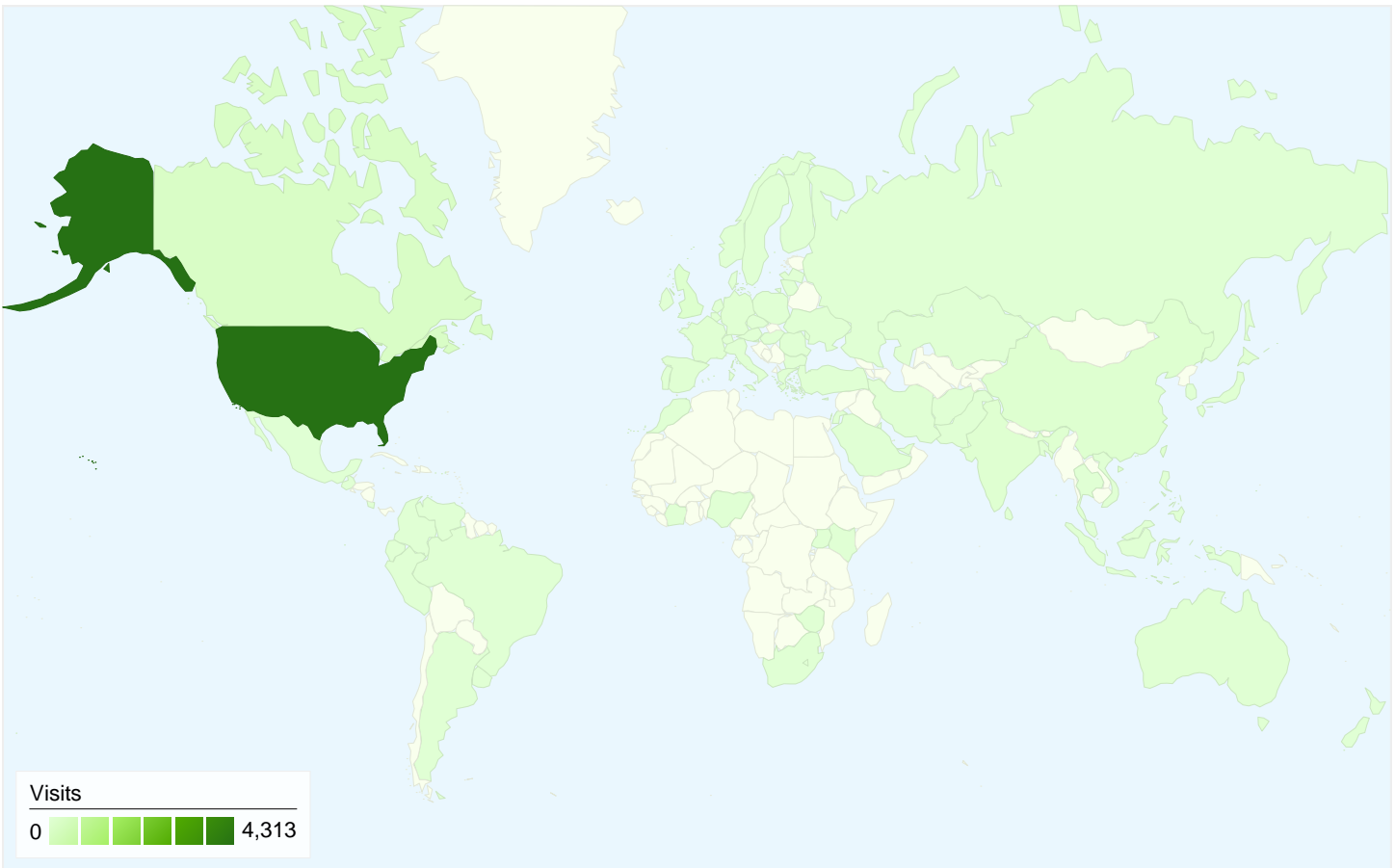
## Top Traffic Sources

Sources	Visits	% visits
google (organic)		
Oct 26, 2009 - Nov 1, 2009	3,231	62.48%
Oct 19, 2009 - Oct 25, 2009	3,188	61.25%
% Change	1.35%	2.02%
(direct) ((none))		
Oct 26, 2009 - Nov 1, 2009	1,152	22.28%
Oct 19, 2009 - Oct 25, 2009	1,237	23.77%
% Change	-6.87%	-6.26%
news.google.com (referral)		
Oct 26, 2009 - Nov 1, 2009	178	3.44%
Oct 19, 2009 - Oct 25, 2009	141	2.71%
% Change	26.24%	27.07%
google (cpc)		
Oct 26, 2009 - Nov 1, 2009	84	1.62%
Oct 19, 2009 - Oct 25, 2009	68	1.31%
% Change	23.53%	24.34%
yahoo (organic)		

Keywords	Visits	% visits
nasdaq:bidu		
Oct 26, 2009 - Nov 1, 2009	494	14.11%
Oct 19, 2009 - Oct 25, 2009	0	0.00%
% Change	100.00%	100.00%
bidu		
Oct 26, 2009 - Nov 1, 2009	288	8.23%
Oct 19, 2009 - Oct 25, 2009	0	0.00%
% Change	100.00%	100.00%
nyse:ald		
Oct 26, 2009 - Nov 1, 2009	255	7.29%
Oct 19, 2009 - Oct 25, 2009	0	0.00%
% Change	100.00%	100.00%
nsbnews.net		
Oct 26, 2009 - Nov 1, 2009	135	3.86%
Oct 19, 2009 - Oct 25, 2009	119	3.45%
% Change	13.45%	11.89%
ald		

Oct 26, 2009 - Nov 1, 2009	80	1.55%
Oct 19, 2009 - Oct 25, 2009	96	1.84%
% Change	-16.67%	-16.12%

Oct 26, 2009 - Nov 1, 2009	102	2.91%
Oct 19, 2009 - Oct 25, 2009	0	0.00%
% Change	100.00%	100.00%



**5,171 visits came from 84 countries/territories**

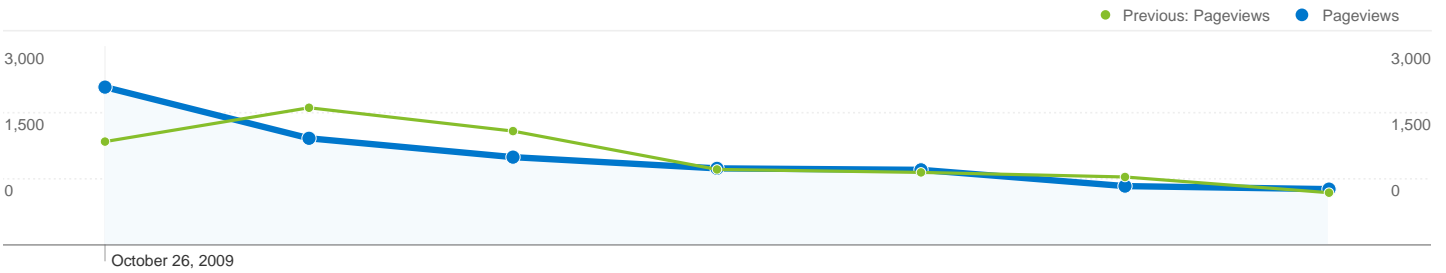
Site Usage

<b>Visits</b> <b>5,171</b> Previous: 5,205 (-0.65%)	<b>Pages/Visit</b> <b>1.81</b> Previous: 1.81 (0.01%)	<b>Avg. Time on Site</b> <b>00:01:39</b> Previous: 00:01:48 (-8.17%)	<b>% New Visits</b> <b>75.38%</b> Previous: 75.72% (-0.44%)	<b>Bounce Rate</b> <b>71.15%</b> Previous: 69.95% (1.71%)	
Country/Territory	Visits	Pages/Visit	Avg. Time on Site	% New Visits	Bounce Rate
United States					
October 26, 2009 - November 1, 2009	<b>4,313</b>	1.91	00:01:50	73.17%	69.28%
October 19, 2009 - October 25, 2009	<b>4,462</b>	1.90	00:01:57	74.16%	68.74%
% Change	<b>-3.34%</b>	0.73%	-6.15%	-1.33%	0.79%
Canada					
October 26, 2009 - November 1, 2009	<b>181</b>	1.12	00:00:27	95.58%	86.19%
October 19, 2009 - October 25, 2009	<b>128</b>	1.15	00:00:19	97.66%	82.81%
% Change	<b>41.41%</b>	-2.34%	44.15%	-2.13%	4.08%
(not set)					
October 26, 2009 - November 1, 2009	<b>128</b>	2.38	00:02:49	40.62%	49.22%

October 19, 2009 - October 25, 2009	128	1.88	00:02:01	37.50%	50.78%
% Change	0.00%	26.14%	40.04%	8.33%	-3.08%
United Kingdom					
October 26, 2009 - November 1, 2009	85	1.24	00:00:20	100.00%	84.71%
October 19, 2009 - October 25, 2009	98	1.12	00:00:25	95.92%	83.67%
% Change	-13.27%	10.05%	-19.57%	4.26%	1.23%
China					
October 26, 2009 - November 1, 2009	53	1.06	00:00:08	98.11%	84.91%
October 19, 2009 - October 25, 2009	9	1.11	00:01:09	100.00%	77.78%
% Change	488.89%	-4.91%	-88.47%	-1.89%	9.16%
India					
October 26, 2009 - November 1, 2009	39	1.15	00:01:03	87.18%	82.05%
October 19, 2009 - October 25, 2009	31	1.06	00:00:58	87.10%	83.87%
% Change	25.81%	8.39%	8.36%	0.09%	-2.17%
Singapore					
October 26, 2009 - November 1, 2009	33	1.06	00:00:03	87.88%	90.91%
October 19, 2009 - October 25, 2009	28	1.07	00:00:44	100.00%	89.29%
% Change	17.86%	-1.01%	-92.36%	-12.12%	1.82%
Germany					
October 26, 2009 - November 1, 2009	22	1.14	00:00:06	90.91%	81.82%
October 19, 2009 - October 25, 2009	22	1.68	00:01:11	86.36%	81.82%
% Change	0.00%	-32.43%	-92.05%	5.26%	0.00%
Hong Kong					
October 26, 2009 - November 1, 2009	22	1.18	00:00:43	95.45%	77.27%
October 19, 2009 - October 25, 2009	13	1.15	00:01:06	76.92%	76.92%
% Change	69.23%	2.42%	-34.55%	24.09%	0.45%
Spain					
October 26, 2009 - November 1, 2009	20	1.15	00:00:50	80.00%	85.00%
October 19, 2009 - October 25, 2009	7	1.00	00:00:01	100.00%	85.71%
% Change	185.71%	15.00%	8,571.25%	-20.00%	-0.83%

1 - 10 of 84





## Pages on this site were viewed a total of 9,356 times

**9,356 Pageviews**

Previous: 9,417 (-0.65%)

**7,366 Unique Views**

Previous: 7,307 (0.81%)

**71.15% Bounce Rate**

Previous: 69.95% (1.71%)

## Top Content

Pages	Pageviews	% Pageviews
/		
Oct 26, 2009 - Nov 1, 2009	2,032	21.72%
Oct 19, 2009 - Oct 25, 2009	2,129	22.61%
% Change	-4.56%	-3.93%
/content/221851-baidu-q3-earnings-jump-outlook-disappoints-marketwatch		
Oct 26, 2009 - Nov 1, 2009	960	10.26%
Oct 19, 2009 - Oct 25, 2009	0	0.00%
% Change	100.00%	100.00%
/content/221875-ares-capital-acquire-dcs-allied-capital-washington-post		
Oct 26, 2009 - Nov 1, 2009	443	4.73%
Oct 19, 2009 - Oct 25, 2009	0	0.00%
% Change	100.00%	100.00%
/content/221737-nsbnewsnet-endorsement-adam-barringer-nsb-mayor		
Oct 26, 2009 - Nov 1, 2009	188	2.01%
Oct 19, 2009 - Oct 25, 2009	0	0.00%
% Change	100.00%	100.00%
/content/222085-11th-avenue-man-beaten-his-home-male-and-female-intruders		

Oct 26, 2009 - Nov 1, 2009	152	1.62%
Oct 19, 2009 - Oct 25, 2009	0	0.00%
% Change	100.00%	100.00%